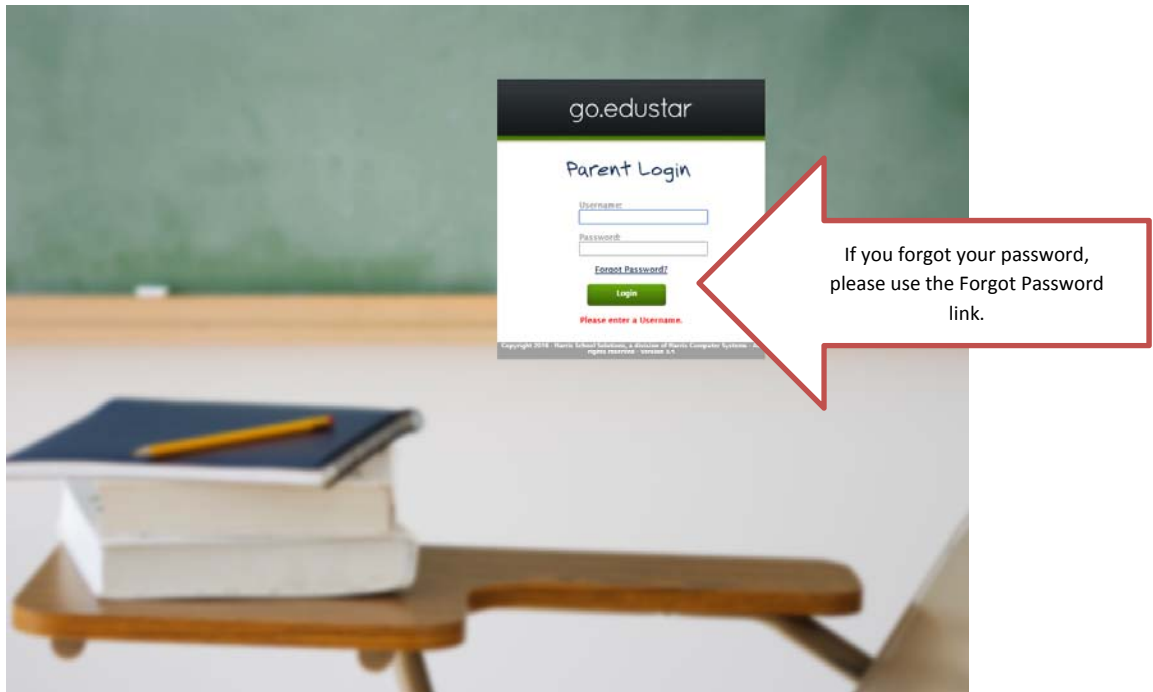


# go.edustar Parent Portal Information

1. Open your internet browser and login to: [https://goedustar.harriscomputer.com/pol/pol\\_sign\\_in.htm?e=0](https://goedustar.harriscomputer.com/pol/pol_sign_in.htm?e=0)

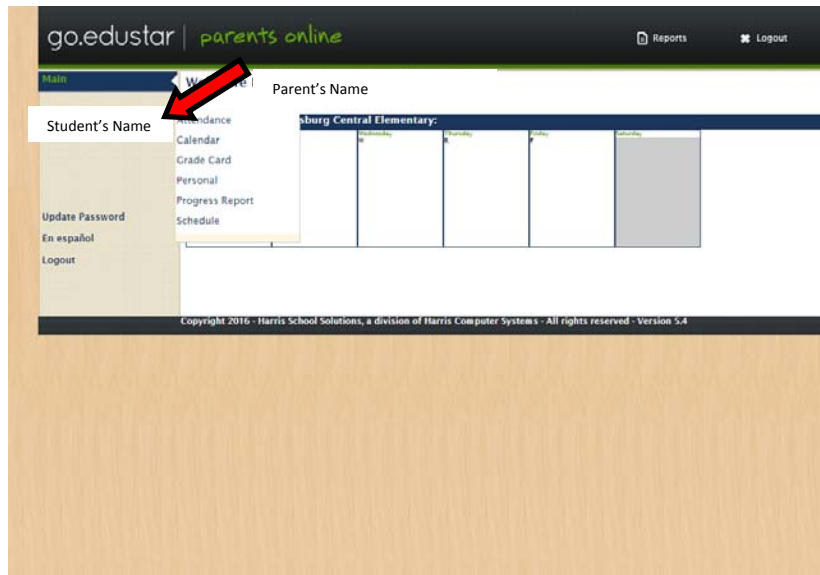


2. Login with your username and password. Select Login.

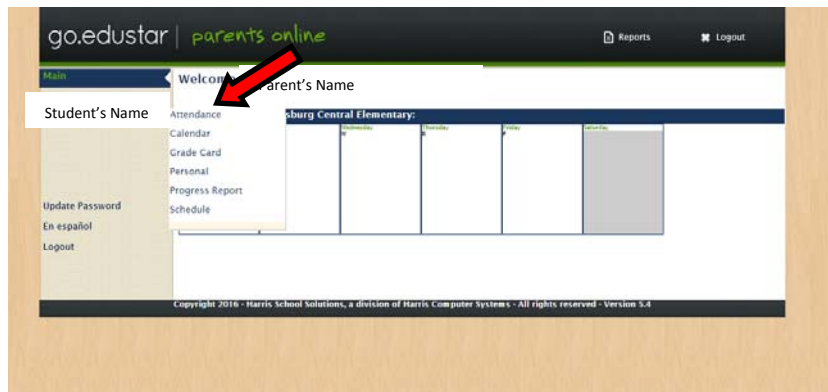


## go.edustar Parent Portal Information

3. Select the student's name. If you have more than one student enrolled in Central Greene School District select which of your children's information you would like to view.

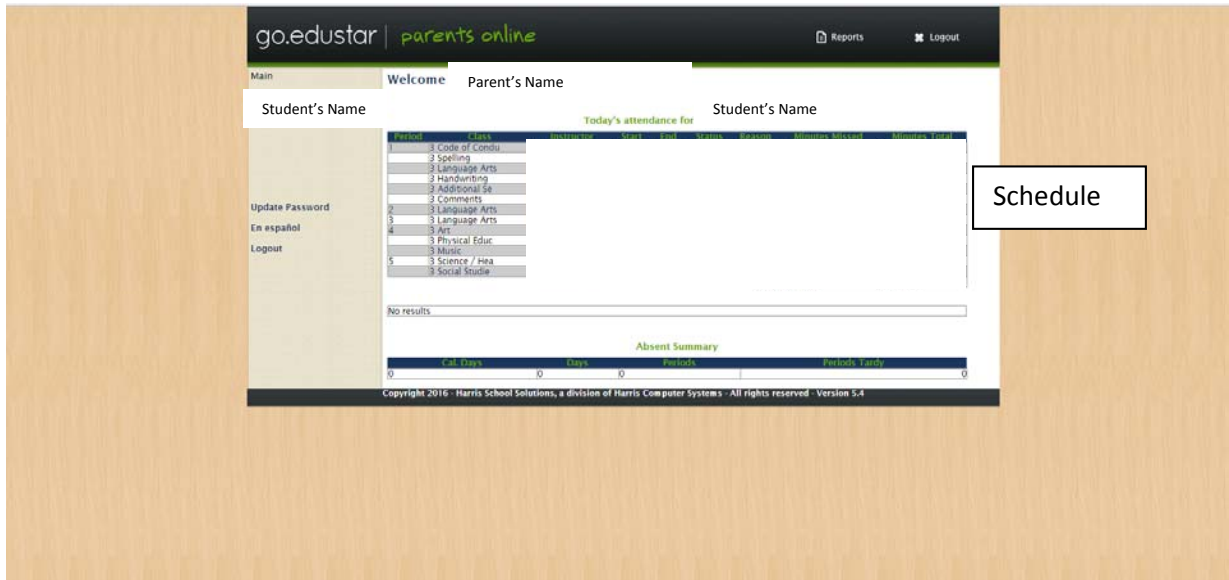


4. We will be adding the attendance to the parent portal for parent's viewing in the coming weeks.

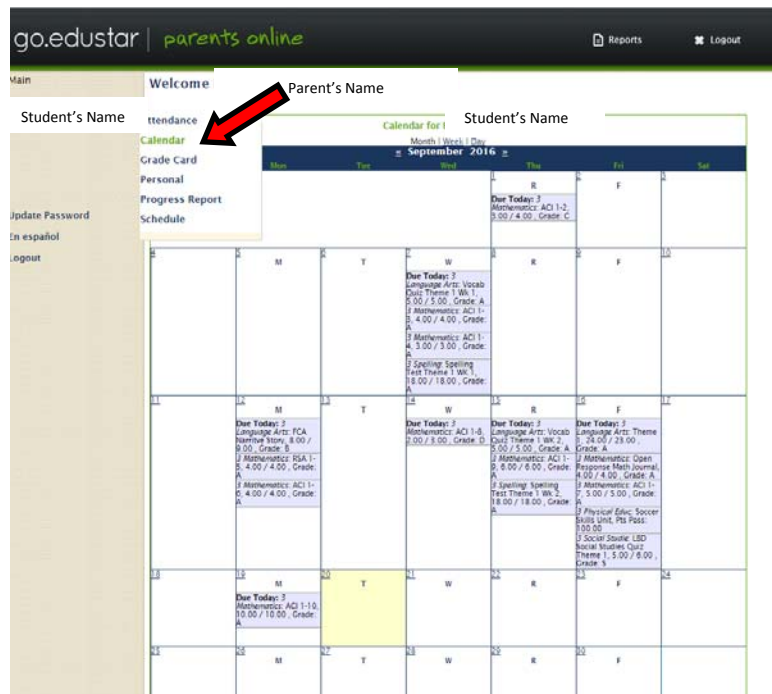


# go.edustar Parent Portal Information

- The top portion is your child(ren)'s schedule, including times/periods of specific classes. The bottom portion is your child(ren)'s attendance (again, we will be adding attendance in the coming weeks).

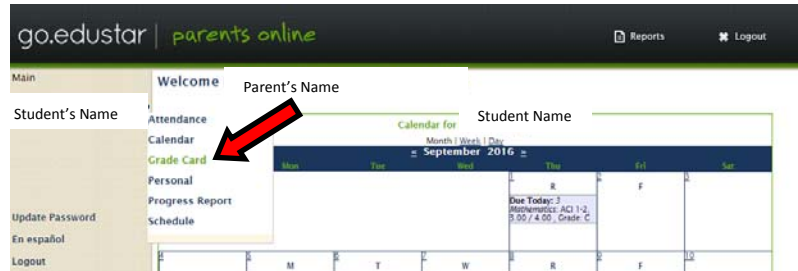


- For students in grades 3-12:** You may select Calendar to view assignments due and scores on completed assignments by date. **For grades K-2:** At this time, please continue to communicate with your teachers on grades and assignments.

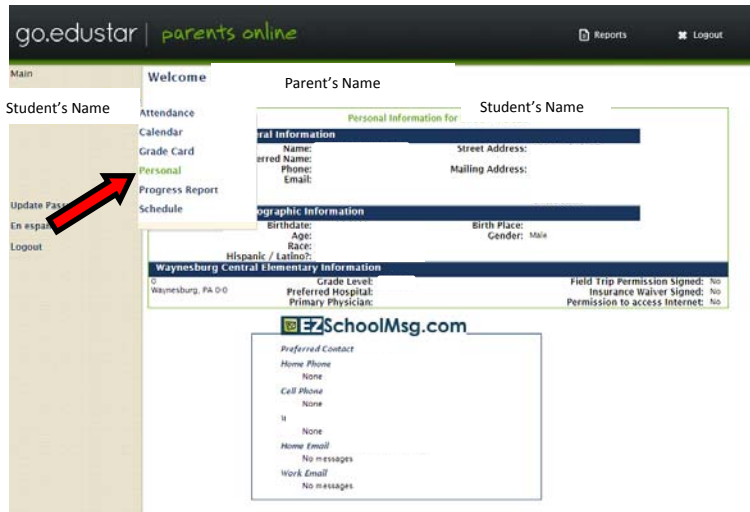


# go.edustar Parent Portal Information

- At the end of the nine weeks, you may view your child(ren)'s report card by selecting Grade Card under the child's name you would like to view.



- Currently, the **Personal Information** section contains the child's name, phone number, street address, mailing address, date of birth, age, gender and grade that we have on file for your child.



# go.edustar Parent Portal Information

9. For Grades 3-12: Select **Progress Report** to view your child's current grades in each subject. When the teacher enters a grade it will be visible to you.

The screenshot shows the go.edustar Parent Portal interface. The main navigation menu on the left includes: Main, Welcome, Student's Name, Attendance, Calendar, Grade Card, Personal, Progress Report (highlighted with a red arrow), and Schedule. The main content area displays the 'Progress Report for [Student's Name]' for the '1st 9 Weeks'. The report includes a table with the following columns: Period, Class, Last Graded, Total, Max, Pct, Grade, and Teacher. The table lists various subjects and their corresponding grades.

Period	Class	Last Graded	Total	Max	Pct	Grade	Teacher
3	Swimming	9/16/2016	26.00	26	100%	A	
3	Additional	8/26/2016	.00	0	0%		
3	Code of Condu	8/26/2016	.00	0	0%		
3	Comments	8/26/2016	.00	0	0%		
3	Handwriting	8/26/2016	.00	0	0%		
3	Language Arts	9/16/2016	42.00	42	100%	A	
3	Music						
3	Art						
3	Physical Educa	9/16/2016	.00	0	0%		
3	Science /	8/26/2016	.00	0	0%		
3	Social Studies	9/16/2016	5.00	6	83%	S	
3	Mathematics	9/19/2016	48.00	51	94%	A	

# go.edustar Parent Portal Information

- Classes with scores/grades will be underlined and converted to a link. Please click on the link to view the scores/grades.
- Below the assignments, the date, points, max (points possible), percentage and grade for the assignment will be displayed.

The screenshot displays the go.edustar Parent Portal interface. At the top, there is a navigation bar with 'Main', 'Welcome | Parent's Name', and 'Student's Name'. Below this, a 'Progress Report for Student's Name' is shown for '1st 9 Weeks'. The main content area contains a table with the following columns: Period, Class, Instructor, Modified, Points Earned, Points Possible, Max Pct., and Grade. The table lists several classes, including 'Spelling', 'Additional Sp', 'Code of Condu', 'Comments', 'Handwriting', 'Language Arts', 'Music', 'Art', 'Physical Edu', 'Science / Hea', 'Social Studies', and 'Mathematics'. Below the classes, there is an 'Assignment' table with columns: Category, Category Weight, Due Date, Weight, Points, Max, Pct., and Grade. Two red arrows point to the 'Spelling' class and the 'Spelling Test Theme 1 Wk 1' assignment. A box labeled 'Assignment Information' is positioned to the right of the assignment table.

Period	Class	Instructor	Modified	Points Earned	Points Possible	Max Pct.	Grade		
<u>P[1], M[1], R[1], T[1], W[1]</u>	<u>Spelling</u>		9/16/2016	86.00	86.00	100.0%	NA		
	Test			100					
	Assignment			Due Date	Weight	Points	Max	Pct.	Grade
	Spelling Test Theme 1 Wk 1		9/7/2016	1.00	1.8	18.0	100.0%	NA	
	Spelling Test Theme 1 Wk 2		9/15/2016	1.00	1.8	18.0	100.0%	NA	
P[1], M[1], R[1], T[1], W[1]	3 Additional Sp		8/26/2016	.00	0	0%			
P[1], M[1], R[1], T[1], W[1]	3 Code of Condu		8/26/2016	.00	0	0%			
P[1], M[1], R[1], T[1], W[1]	3 Comments		8/26/2016	.00	0	0%			
P[1], M[1], R[1], T[1], W[1]	3		8/26/2016	.00	0	0%			
P[1], M[1], R[1], T[1], W[1], M[2], M[3], M[4], M[5], R[1], R[2], R[3], T[1], T[2], T[3], W[1], W[2], W[3]	3 Handwriting		9/16/2016	42.00	42	100%	NA		
P[2], M[2], R[2], T[2], W[2]	3 Language Arts								
P[2], M[2], R[2], T[2], W[2]	3 Music								
P[2], M[2], R[2], T[2], W[2]	3 Art								
P[4], M[4], R[4], T[4], W[4]	3 Physical Edu		9/16/2016	.00	0	0%			
P[5], M[5], R[5], T[5], W[5]	3 Science / Hea		8/26/2016	.00	0	0%			
P[5], M[5], R[5], T[5], W[5]	3 Social Studies		9/16/2016	5.00	6	83%			
P[9], M[9], R[9], T[9], W[9]	3 Mathematics		9/19/2016	48.00	51	94%	NA		

# go.edustar Parent Portal Information

12. To view your child's schedule, please select Schedule from your child's name on the left.

